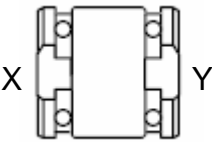
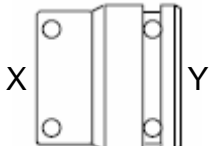


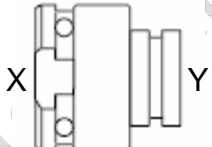
Slimlok

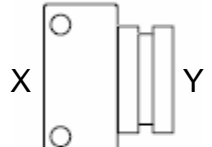
The Slimlok adaptor allows for quick, easy connections and disconnections to be made without a spanner. The coupling and adaptor design extends hose life by reducing twisting and torsional stress. A rubber 'O' ring and backing ring sealing arrangement significantly reduces low-pressure seepage. Performance is matched with the standard SteckO range. This system offers the additional benefit of a concealed staple when fully assembled giving equal diameter for hose and fitting. This concealed, or recessed, staple provides a snag-free, cost effective solution for your underground mining needs, without compromising performance.

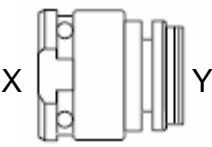
Adaptors are available with both male and female Slimlok end terminations allowing conversion to NPTF, UNF, BSP threads.

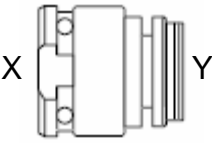
STRAIGHT FEMALE		PORT SIZE					
		X			Y		
		INCH	DASH	DIN	INCH	DASH	DIN
		1.1/2"	24	40	1.1/2"	24	40
		2"	32	50	1.1/2"	24	40
2"	32	50	2"	32	50		
2.1/2"	40	65	2.1/2"	40	65		

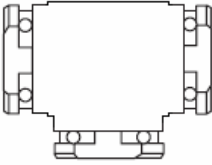
STRAIGHT FEMALE STD. STECKO / SLIMLOK		PORT SIZE					
		X			Y		
		INCH	DASH	DIN	INCH	DASH	DIN
		1.1/2"	24	40	1.1/2"	24	40
		1.1/2"	24	40	2"	32	50
		2"	32	50	2"	32	50
		2"	32	50	2.1/2"	40	65
2.1/2"	40	65	2.1/2"	40	65		

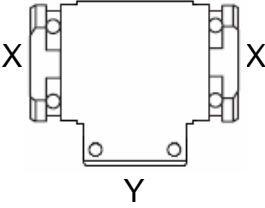
FEMALE - MALE		PORT SIZE					
		X			Y		
		INCH	DASH	DIN	INCH	DASH	DIN
		1.1/2"	24	40	1.1/2"	24	40
		1.1/2"	24	40	2"	32	50
		2"	32	50	2"	32	50
2.1/2"	40	65	2.1/2"	40	65		

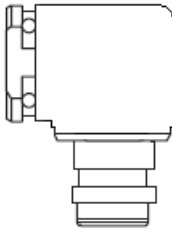
STD. STECKO FEMALE - SLIMLOK MALE		PORT SIZE					
		X			Y		
		INCH	DASH	DIN	INCH	DASH	DIN
		1.1/2"	24	40	1.1/2"	24	40
		2"	32	50	2"	32	50
2.1/2"	40	65	2.1/2"	40	65		

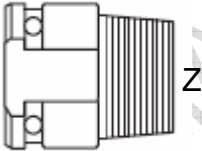
SLIMLOK FEMALE - STD. STECKO MALE		PORT SIZE					
		X			Y		
		INCH	DASH	DIN	INCH	DASH	DIN
		1.1/2"	24	40	1.1/4"	20	32
		1.1/2"	24	40	1.1/2"	24	40
		2"	32	50	2"	32	50
2.1/2"	40	65	2.1/2"	40	65		

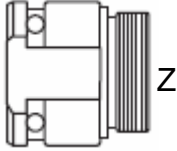
SLIMLOK FEMALE - SUPER STECKO MALE		PORT SIZE					
		X			Y		
		INCH	DASH	DIN	INCH	DASH	DIN
2"	32	50	2"	32	50		


FIXED FEMALE TEE		PORT SIZE		
		INCH	DASH	DIN
		1.1/2"	24	40
		2"	32	50


FIXED FEMALE TEE SLIMLOK - SLIMLOK - STD. STECKO		PORT SIZE					
		X			Y		
		INCH	DASH	DIN	INCH	DASH	DIN
		2"	32	50	1.1/2"	24	40

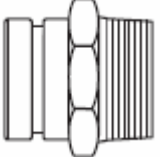
90° FEMALE - MALE		PORT SIZE		
		INCH	DASH	DIN
		1.1/2"	24	40
		2"	32	50

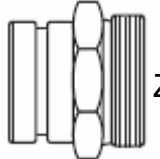
FEMALE - NPTF MALE		PORT SIZE			PORT THREAD (Z)
		INCH	DASH	DIN	
		1.1/2"	24	40	1.1/2" NPTF
		2"	32	50	2" NPTF
2.1/2"	40	65	2.1/2" NPTF		

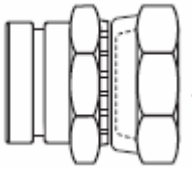
FEMALE - BSP CF MALE		PORT SIZE			PORT THREAD (Z)
		INCH	DASH	DIN	
		1.1/2"	24	40	1.1/2" BSP
		1.1/2"	24	40	2" BSP
		2"	32	50	1.1/2" BSP
		2"	32	50	2" BSP
2.1/2"	40	65	2.1/2" BSP		

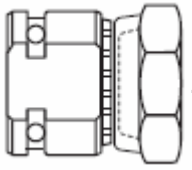
MALE - MALE		PORT SIZE		
		INCH	DASH	DIN
		1.1/2"	24	40
		2"	32	50
2.1/2"	40	65		

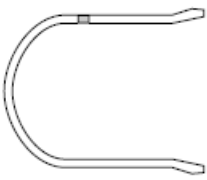
STD. STECKO MALE - SLIMLOK MALE		PORT SIZE					
		X			Y		
		INCH	DASH	DIN	INCH	DASH	DIN
		3/4"	12	20	2"	32	50
		1"	16	25	2"	32	50
		1.1/2"	24	40	1.1/2"	24	40
		1.1/2"	24	40	2"	32	50
		2"	32	50	1.1/2"	24	40
		2"	32	50	2"	32	50
2.1/2"	40	65	2.1/2"	40	65		

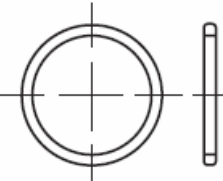
MALE - NPTF MALE		PORT SIZE			PORT THREAD (Z)
		INCH	DASH	DIN	
		1.1/2"	24	40	1.1/2" NPTF
		2"	32	50	2" NPTF
		2.1/2"	40	65	2.1/2" NPTF

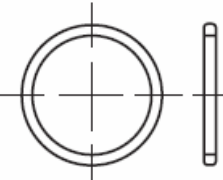
MALE - BSP CF MALE		PORT SIZE			PORT THREAD (Z)
		INCH	DASH	DIN	
		1.1/2"	24	40	1.1/2" BSP
		1.1/2"	24	40	2" BSP
		2"	32	50	1.1/2" BSP
		2"	32	50	2" BSP
		2.1/2"	40	65	2.1/2" BSP

MALE - UNF SWIVEL FEMALE		PORT SIZE			PORT THREAD (Z)
		INCH	DASH	DIN	
		2"	32	50	2" UNF

FEMALE - UNF SWIVEL FEMALE		PORT SIZE			PORT THREAD (Z)
		INCH	DASH	DIN	
		2"	32	50	2" UNF

STAPLE		PORT SIZE		
		INCH	DASH	DIN
		1.1/2"	24	40
		2"	32	50
		2.1/2"	40	65

O-RING		PORT SIZE		
		INCH	DASH	DIN
		1.1/2"	24	40
		2"	32	50
		2.1/2"	40	65

BACK UP RING		PORT SIZE		
		INCH	DASH	DIN
		1.1/2"	24	40